



# Paper Title in English

First Author<sup>1</sup>  and Second Author<sup>2</sup> 

<sup>1</sup> Princeton University, Princeton NJ 08544, USA

<sup>2</sup> Springer Heidelberg, Tiergartenstr. 17, 69121 Heidelberg, Germany  
lncs@springer.com

**Abstract.** The abstract should summarize the contents of the paper in short terms, i.e. 150-250 words.

**Keywords:** first keyword lowercase word, second keyword, third keyword.

## Título del trabajo en español

**Resumen.** Traducción del resumen anterior, en español.

**Palabras clave:** primera palabra, segunda palabra, tercera palabra.

## 1 First Section

### 1.1 A Subsection Sample

Please note that the first paragraph of a section or subsection is not indented. The first paragraphs that follows a table, figure, equation etc. does not have an indent, either.

Subsequent paragraphs, however, are indented.

**Sample Heading (Third Level).** Only two levels of headings should be numbered. Lower level headings remain unnumbered; they are formatted as run-in headings.

*Sample Heading (Forth Level).* The contribution should contain no more than four levels of headings. The following Table 1 gives a summary of all heading levels.

**Table 1.** Table captions should be placed above the tables.

Heading level	Example	Font size and style
Title (centered)	<b>Lecture Notes</b>	14 point, bold
1 <sup>st</sup> -level heading	<b>1 Introduction</b>	12 point, bold
2 <sup>nd</sup> -level heading	<b>2.1 Printing Area</b>	10 point, bold

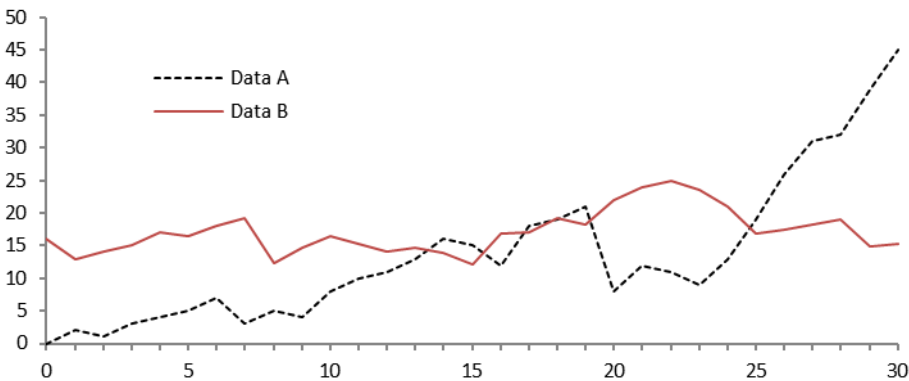
3 <sup>rd</sup> -level heading	<b>Run-in Heading in Bold.</b> Text follows	10 point, bold
4 <sup>th</sup> -level heading	<i>Lowest Level Heading.</i> Text follows	10 point, italic

Displayed equations are centered and set on a separate line.

$$x + y = z$$

(1)

Please try to avoid rasterized images for line-art diagrams and schemas. Whenever possible, use vector graphics instead (see Fig. 1).



**Fig. 1.** A figure caption is always placed below the illustration. Short captions are centered, while long ones are justified. The macro button chooses the correct format automatically.

For citations of references, we use the author/year convention. The following bibliography provides a sample reference list with entries for journal articles (Author, 2016), a book with two or more authors (FirstAuthor et al., 2020), as well as a URL (LNCS Homepage, 2025).

References

Author, F. (2016). Article title. Journal 2(5), 99–110.

FirstAuthor, F., SecondAuthor, S., ThirdAuthor, T. (2020). Book title. 2nd edn. Publisher, Location.

LNCS Homepage, <http://www.springer.com/lncs>, last accessed 2025/01/21.

